





Boone Lake

Exeter, RI


General Native Vegetation Assemblage

| FIGURE: | SURVEY DATE: | MAP DATE: |
|---------|--------------|-----------|
| 1 | 8/11/09 | 8/27/09 |

Legend

-  Moderate vegetation cover dominated by thinleaf pondweed and Nitella with patches of bladderwort, ribbonleaf pondweed, white lilies, and spike rush and with scattered quillwort plants throughout.
-  Dense covering of vegetation dominated by bladderwort, thinleaf pondweed and snailseed pondweed at the surface
-  Low density vegetation dominated by Nitella, with scattered quillwort and patched of tape-grass, ribbonleaf pondweed and snailseed pondweed
-  Largely unvegetated with widely scattered nitella

Note: Milfoil distribution not pictured. Please see figure 3



 **AQUATIC CONTROL TECHNOLOGY, INC.**

11 JOHN ROAD
SUTTON, MASSACHUSETTS 01590
PHONE: (508) 865-1000
FAX: (508) 865-1220
WEB: WWW.AQUATICCONTROLTECH.COM

